

Frequently Asked Questions on Operational Procurement Statistics Dashboard (ProcDash)

1. What is the purpose of ProcDash?

ProcDash aims to promote transparency in ADB's operational procurement and facilitate both internal and external procurement research in ADB operations by allowing users to download the data as illustrated and in raw data form.

2. Is ProcDash available for external users?

Yes, ProcDash will be available to both internal and external users.

3. Where can I access ProcDash?

ProcDash is available in ADB Data Library within the Dashboard tab. It is also accessible via [adb.org](https://www.adb.org/business/operational-procurement) thru a link placed at the Operational Procurement section <https://www.adb.org/business/operational-procurement>.

4. What are the data covered by ProcDash?

ProcDash presents the value of all goods, works and consulting services contracts awarded for investment projects approved by the Asian Development Bank. It is also possible to generate the allocated procurement values for policy-based support estimated using import patterns and results-based lending.

5. What does value of procurement represent?

For purposes of the dashboard, value of procurement represents the contract amount financed by ADB.

6. What are the years covered by ProcDash?

ProcDash presents annual operational procurement statistics for the last ten years. Cumulative statistics from the beginning of ADB operations as well as aggregated statistics for the last 3 and 5 years are also available. Since the dashboard will be updated monthly, partial statistics will be available for the current year. At the end of the year, when data becomes complete, the earliest of the data covered will be dropped and the latest year completed will become part of the three-year and five-year aggregated statistics.

7. What if I need more than ten years of data? Where can I get it?

Data spanning more than ten years can be requested from Director, Portfolio Management Division of Procurement, Portfolio, and Financial Management Department.

8. How often will it be updated?

ProcDash will be updated on a monthly basis.

9. What if I have other required tabulations?

Other statistics that are not covered by ProcDash may be generated by downloading the ten-year raw data that is available in the Dataset tab of Data Library. A link to the dataset is also available at the bottom of the page.

10. What is the difference between procurement by nationality of contractor, procurement by origin of goods and services and procurement by borrowing member?

Procurement by nationality presents the list of all goods, works and consulting services contracts awarded by nationality of the contractors, suppliers, and consultants. Nationality corresponds to the place of incorporation or the location of the head office (center of administration) of the contractor. In the case where the supplier/contractor is a subsidiary of an international corporation, the subsidiary's place of incorporation should be used to determine the nationality of the contractor which should still be an ADB member, unless a waiver to procure from non-members has been secured. For consulting services, the home office of the consulting firm would be the country of procurement of the services. In case of a joint venture, the nationality of the lead firm representing the joint venture or associations serves as the nationality. In case of an individual, the nationality is as indicated in the passport and the consultant registration.

Procurement by origin presents the details of procurement by origin of goods and services. Origin of goods is the place where the goods have been mined, grown, cultivated produced, manufactured, or processed (or through manufacture, processing, or assembly, another commercially recognized article results that differs substantially in its basic characteristics from its imported components). In case of works, consulting, and other services, it is the nationality, or the place of incorporation, of the service provider. The origin should also be an ADB member.

Procurement by borrowing member presents the list of all goods, works and consulting services contracts awarded to the borrowing member. Each year, ADB provides loans, grants, and technical assistance to fund projects and activities to its developing members and several billion dollars in contracts to procure goods, works, and consulting services.

11. What is the methodology used in calculating allocated procurement values for policy-based support (PBL) and results-based lending?

Policy-based support and Results-based lending do not have actual procurement contracts like project loans/grants. However, it is required to record the allocations to ADB Members. Using ADB's Statistical Database System, the project team generates data on the Direction of Trade (also known as trade pattern) of the borrowing member for the past five years. The five-year average and corresponding percentage shares are also computed. Based on these statistics, the project team then calculates the rate to be applied for each ADB member. The amount and corresponding percentage shares are distributed to at most 10 countries prior to 2021 due to system limitations. In the new financial system, the allocation is as many as the trade partners of the borrowing member. The total share must be 100%.


12. How are PBL proceeds reported in the procurement statistics?

The allocated amounts to the trade partners are reported as contracts awarded to the **countries of origin and tagged as “Other related services” in the nature of procurement.**

13. What is a regional project?

For a project to be classified as a regional project, it should be deemed as a regional cooperation and integration operation. It must define a direct and/or indirect cross-border economic, social, or environmental outcomes and associated benefits. For the purposes of operational procurement statistics, contract amount accounted under regional by borrowing member pertains to contracts with no borrowing member breakdown.

14. How can I access the data behind the charts?

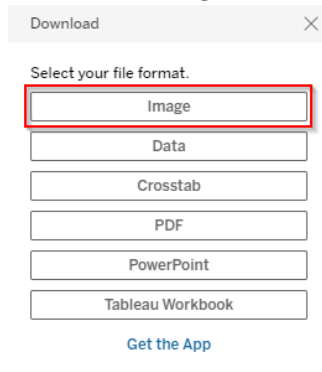
The dashboard provides capability to download the summarized data and charts by using the Tableau download icon  (at the lower-right corner). Here are the available options.

1. Downloading the whole dashboard as image.

- a. Click on download button.



- b. Click on the image button then wait for the PNG image file to download.



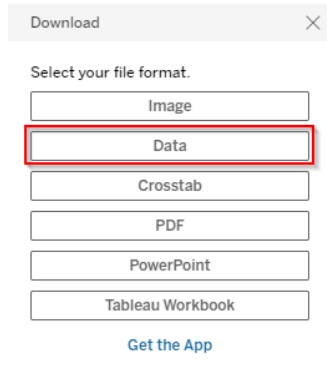
- c. Alternatively, you may choose PDF or PowerPoint button to display the image in PDF or PPT file format by clicking on download button.

2. Downloading the data for the whole dashboard.

- a. Click on download button.



- b. Click on the data button then wait for another window to open.



- c. Click on Full data tab.

View Data

Summary **Full Data**

Showing first 6 rows.
[Download all rows as a text file](#)

Region	Latitude (generated)	Longitude (generated)	SUM(ADB-financed amount)
Regional	Null	Null	129,953,610.92
Southeast Asia	12.6900	104.4440	3,161,191,920.49
South Asia	22.7410	78.2360	3,995,486,353.85
Pacific	-8.8560	125.5560	193,588,418.33
East Asia	46.5160	102.5640	999,167,248.39
Central and West Asia	39.5840	59.5970	1,816,660,694.70

Showing first 6 rows.
[Download all rows as a text file](#)

- d. Click on download all rows as a text file then wait for the comma-separated values file to download.

Summary **Full Data**

Showing first 200 rows.
[Download all rows as a text file](#)

Show all columns

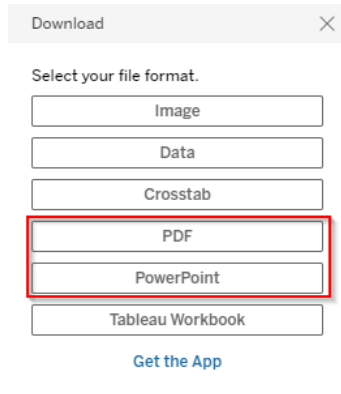
Region	Borrowing Country	Contract Year	Modality	Nationality	Nature	Sector	ADB-financed amount
Central and West Asia	Afghanistan	2020	Investment Support	New Zealand	Consulting Services	Agriculture, Natural Resources and Rural Development	1,268,587.00
Central and West Asia	Kyrgyz Republic	2020	Investment Support	Kyrgyz Republic	Consulting Services	Agriculture, Natural Resources and Rural Development	3,538,283.55
Central and West Asia	Pakistan	2020	Investment Support	Australia	Consulting Services	Agriculture, Natural Resources and Rural Development	1,570,000.00
Central and West Asia	Pakistan	2020	Investment Support	Pakistan	Consulting Services	Agriculture, Natural Resources and Rural Development	2,237,326.44
Central and West Asia	Uzbekistan	2020	Investment Support	France	Consulting Services	Agriculture, Natural Resources and Rural Development	4,310,740.00
Central and West Asia	Pakistan	2020	Investment Support	Pakistan	Consulting Services	Agriculture, Natural Resources and Rural Development	368,514.00
Central and West Asia	Tajikistan	2020	Investment Support	Tajikistan	Consulting Services	Agriculture, Natural Resources and Rural Development	335,180.00
Central and West Asia	Afghanistan	2020	Investment Support	United Kingdom	Consulting Services	Agriculture, Natural Resources and Rural Development	531,620.00
Central and West Asia	Azerbaijan	2020	Investment Support	France	Consulting Services	Agriculture, Natural Resources and Rural Development	974,490.00
Central and West Asia	Pakistan	2020	Investment Support	Singapore	Consulting Services	Agriculture, Natural Resources and Rural Development	550,000.00
Central and West Asia	Afghanistan	2020	Investment Support	Afghanistan	Consulting Services	Agriculture, Natural Resources and Rural Development	26,771.31
Central and West Asia	Pakistan	2020	Investment Support	Pakistan	Consulting Services	Agriculture, Natural Resources and Rural Development	85,095.94

- 3. Downloading a specific chart as image.

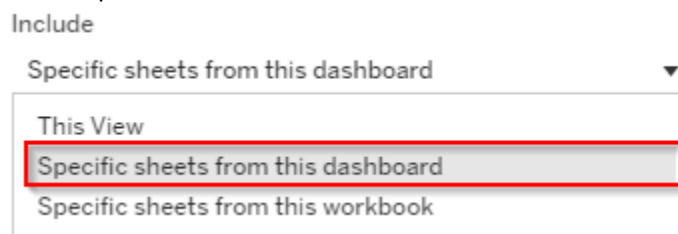
- a. Click on download button.



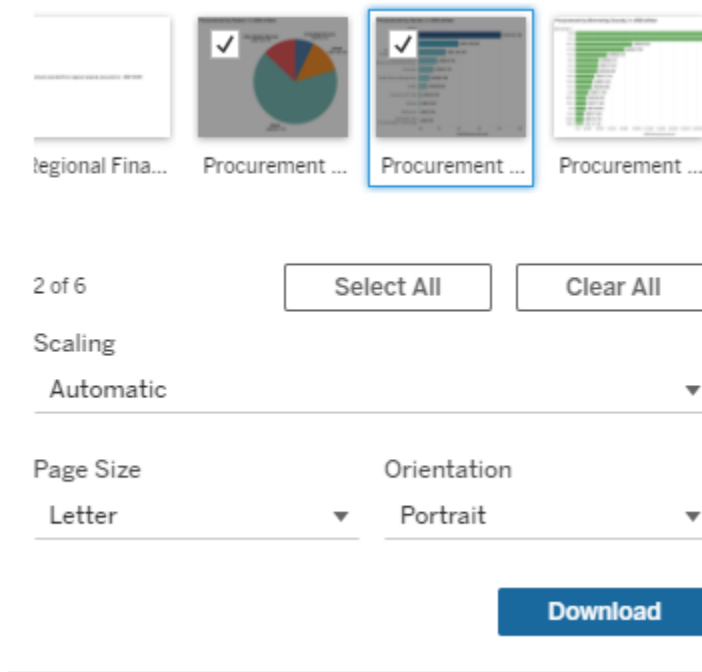
- b. Select PDF or PowerPoint button.



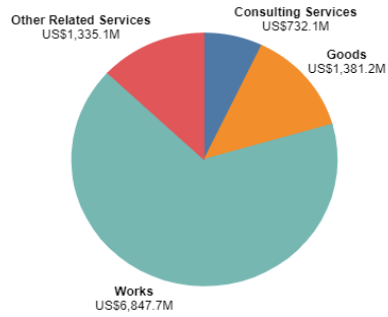
- c. Select specific sheets from this dashboard.



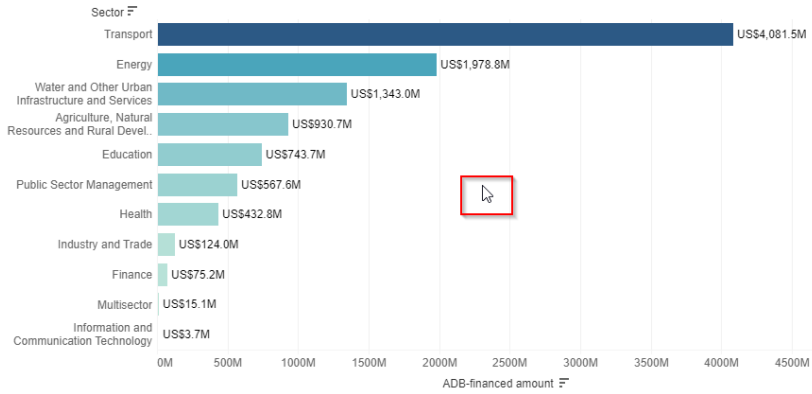
- d. Check the specific charts you want then click on download and wait for the PDF or PPT file.




- 4. Downloading data for a specific chart.
 - a. Click on the white space inside the area of the chart. See mouse pointer in red box below for some examples.



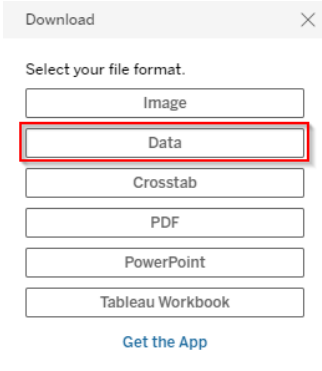
Procurement by Sector, in US\$ million



b. Click on download button.



c. Click on the data button then wait for another window to open.



d. Click on Full data tab.

View Data

Summary

Full Data

Showing first 6 rows.

[Download all rows as a text file](#)

Region	Latitude (generated)	Longitude (generated)	SUM(ADB-financed amount)
Regional	Null	Null	129,953,610.92
Southeast Asia	12.6900	104.4440	3,161,191,920.49
South Asia	22.7410	78.2360	3,995,486,353.85
Pacific	-8.8560	125.5560	193,588,418.33
East Asia	46.5160	102.5640	999,167,248.39
Central and West Asia	39.5840	59.5970	1,816,660,694.70

Showing first 6 rows.

[Download all rows as a text file](#)

- e. Click on download all rows as a text file then wait for the comma-separated values file to download.

View Data

Summary

Full Data

Showing first 200 rows.

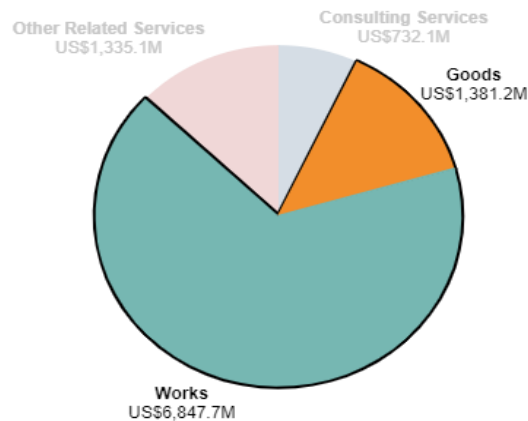
[Download all rows as a text file](#)

Show all columns

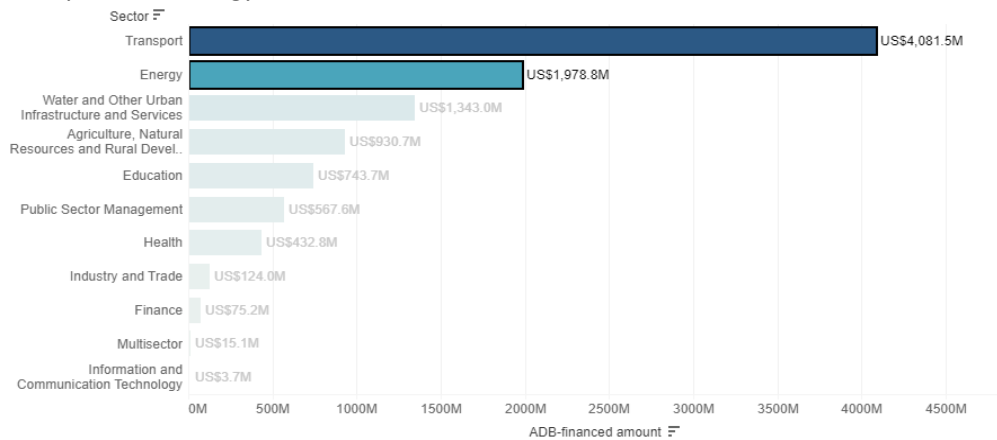
Region	Borrowing Country	Contract Year	Modality	Nationality	Nature	Sector	ADB-financed amount
Central and West Asia	Afghanistan	2020	Investment Support	New Zealand	Consulting Services	Agriculture, Natural Resources and Rural Development	1,268,587.00
Central and West Asia	Kyrgyz Republic	2020	Investment Support	Kyrgyz Republic	Consulting Services	Agriculture, Natural Resources and Rural Development	3,538,283.55
Central and West Asia	Pakistan	2020	Investment Support	Australia	Consulting Services	Agriculture, Natural Resources and Rural Development	1,570,000.00
Central and West Asia	Pakistan	2020	Investment Support	Pakistan	Consulting Services	Agriculture, Natural Resources and Rural Development	2,237,326.44
Central and West Asia	Uzbekistan	2020	Investment Support	France	Consulting Services	Agriculture, Natural Resources and Rural Development	4,310,740.00
Central and West Asia	Pakistan	2020	Investment Support	Pakistan	Consulting Services	Agriculture, Natural Resources and Rural Development	368,514.00
Central and West Asia	Tajikistan	2020	Investment Support	Tajikistan	Consulting Services	Agriculture, Natural Resources and Rural Development	335,180.00
Central and West Asia	Afghanistan	2020	Investment Support	United Kingdom	Consulting Services	Agriculture, Natural Resources and Rural Development	531,620.00
Central and West Asia	Azerbaijan	2020	Investment Support	France	Consulting Services	Agriculture, Natural Resources and Rural Development	974,490.00
Central and West Asia	Pakistan	2020	Investment Support	Singapore	Consulting Services	Agriculture, Natural Resources and Rural Development	550,000.00
Central and West Asia	Afghanistan	2020	Investment Support	Afghanistan	Consulting Services	Agriculture, Natural Resources and Rural Development	26,771.31
Central and West Asia	Pakistan	2020	Investment Support	Pakistan	Consulting Services	Agriculture, Natural Resources and Rural Development	85,095.94

5. Downloading data for a specific bar or pie in a chart.
 - a. Click on one or more bars if it is a bar chart or one or more pies if it is a pie chart. You would need to press the control button in your keyboard while clicking on several bars or pies. See examples below for multiple selection.

Goods and Works pie selected



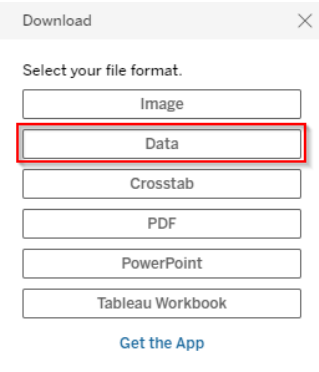
Transport and Energy selected



- b. Click on download button.



- c. Click on the data button then wait for another window to open.



- d. Click on Full data tab.

View Data

Summary **Full Data**

Showing first 6 rows.
[Download all rows as a text file](#)

Region	Latitude (generated)	Longitude (generated)	SUM(ADB-financed amount)
Regional	Null	Null	129,953,610.92
Southeast Asia	12.6900	104.4440	3,161,191,920.49
South Asia	22.7410	78.2360	3,995,486,353.85
Pacific	-8.8560	125.5560	193,588,418.33
East Asia	46.5160	102.5640	999,167,248.39
Central and West Asia	39.5840	59.5970	1,816,660,694.70

Showing first 6 rows.
[Download all rows as a text file](#)

- e. Click on download all rows as a text file then wait for the comma-separated values file to download.

View Data

Summary **Full Data**

Showing first 200 rows.

[Download all rows as a text file](#)

Show all columns

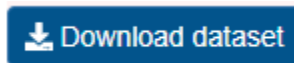
Region	Borrowing Country	Contract Year	Modality	Nationality	Nature	Sector	ADB-financed amount
Central and West Asia	Afghanistan	2020	Investment Support	New Zealand	Consulting Services	Agriculture, Natural Resources and Rural Development	1,268,587.00
Central and West Asia	Kyrgyz Republic	2020	Investment Support	Kyrgyz Republic	Consulting Services	Agriculture, Natural Resources and Rural Development	3,538,283.55
Central and West Asia	Pakistan	2020	Investment Support	Australia	Consulting Services	Agriculture, Natural Resources and Rural Development	1,570,000.00
Central and West Asia	Pakistan	2020	Investment Support	Pakistan	Consulting Services	Agriculture, Natural Resources and Rural Development	2,237,326.44
Central and West Asia	Uzbekistan	2020	Investment Support	France	Consulting Services	Agriculture, Natural Resources and Rural Development	4,310,740.00
Central and West Asia	Pakistan	2020	Investment Support	Pakistan	Consulting Services	Agriculture, Natural Resources and Rural Development	368,514.00
Central and West Asia	Tajikistan	2020	Investment Support	Tajikistan	Consulting Services	Agriculture, Natural Resources and Rural Development	335,180.00
Central and West Asia	Afghanistan	2020	Investment Support	United Kingdom	Consulting Services	Agriculture, Natural Resources and Rural Development	531,620.00
Central and West Asia	Azerbaijan	2020	Investment Support	France	Consulting Services	Agriculture, Natural Resources and Rural Development	974,490.00
Central and West Asia	Pakistan	2020	Investment Support	Singapore	Consulting Services	Agriculture, Natural Resources and Rural Development	550,000.00
Central and West Asia	Afghanistan	2020	Investment Support	Afghanistan	Consulting Services	Agriculture, Natural Resources and Rural Development	26,771.31
Central and West Asia	Pakistan	2020	Investment Support	Pakistan	Consulting Services	Agriculture, Natural Resources and Rural Development	85,095.94

Additional guide on the Tableau download can be found at

<https://help.tableau.com/current/pro/desktop/en-gb/export.htm>.

15. How can I download contract level data for the last ten years?

The download dataset button is available at the lower-left corner of the dashboard that will direct you to the download dataset page.



In the download dataset page, you can choose to download data by nationality or by origin of goods.

Procurement by Nationality, 2013 - 2023 (XLSX)

Procurement by nationality presents the list of all goods, works and consulting services contracts awarded by nationality of the contractors, suppliers and consultants. Nationality corresponds to the place of incorporation or the location of the head office (center of administration) of the contractor. In the case where the supplier/contractor is a subsidiary of an international corporation, the subsidiary's place of incorporation should be used to determine the nationality of the contractor which should still be an ADB member, unless a waiver to procure from non-members has been secured. For consulting services, the home office of the consulting firm would be the country of procurement of the services. In case of a joint venture, the nationality of the lead firm representing the joint venture or associations serves as the nationality. In case of an individual, the nationality is as indicated in the passport and the consultant registration.

Procurement by Origin of Goods and Services, 2013 - 2023 (XLSX)

Procurement by origin presents the details of procurement by origin of goods and services. Origin of goods is the place where the goods have been mined, grown, cultivated produced, manufactured, or processed (or through manufacture, processing, or assembly, another commercially recognized article results that differs substantially in its basic characteristics from its imported components). In case of works, consulting and other services, it is the nationality, or the place of incorporation, of the service provider. The origin should also be an ADB member.